

EQUIPMENT SERVICES


2024 PRODUCT CATALOG





ECOMMERCE

Equipment Services



Inside this section:

Pick Carts & Totes	4
Cold Storage & Hot Holding	10
Shelving	11
Signs & Sign Holders	12
Refrigeration—see refrigeration section	N/A

Contact UNFI Equipment Services for member pricing & ordering
equipmentservices@unfi.com or 1.800.835.0165

Items in this catalog are subject to change & availability



ORDER PICKING CART

- Can hold up to 1,000 pounds
- Maneuvers on (2) swivel and (2) rigid casters
- Includes (6) tote capacity, bag holder and misc material holder

ITEM NO	SIZE	DESCRIPTION
TPC-2536-6	48"L X 25"H X 47"H	ORDER PICKING CART



TOTE BINS

- Stack and nest red tote bins for order picking cart
- Durable, each tote can hold 18 pounds
- Helps hold multiple orders as you pick products

ITEM NO	SIZE	DESCRIPTION
5000640	16"L X 24"W	TOTE, STACK AND NEST, RED
5000653	-	BLACK TOTE DIVIDER



PICKING TOTE CARTS

- Built w/ T-bar extrusions for the shelves
- Maneuvers on (6) casters for ease of movement
- Lifetime warranty against rust and corrosion

ITEM NO	SIZE	DESCRIPTION
99799	60"L X 23"W X 51"H	PICKING TOTE CART
99867	79"L X 20.5"W X 79.25"H	PICKING TOTE CART



ORDER PICKING CART

- All welded steel construction
- Includes (6) tote compartments and one small side compartment
- Maneuvers on (4) swivel polyurethane casters

ITEM NO	SIZE	DESCRIPTION
ST-L-3-DBL-KT	45"L X 28"W X 35"H	ORDER PICKING CART
WHPL-8GY-WH	16"W X 25"L X 8"H	GRAY TOTES



PICK CART

- Aluminum construction
- Can hold 6-8 totes for multiple pick orders
- The lips on top help products stay in place

ITEM NO	SIZE	DESCRIPTION
FTC-2336-PICKCART	45"L X 24"W X 54"H	ALUMINUM PICK CART



ORDER PICKING CART

- Can hold up to 1,000 pounds
- Maneuvers on (2) swivel and (2) rigid casters
- Includes (6) tote capacity, bag holder and misc material holder

ITEM NO	SIZE	DESCRIPTION
TPC-2536-6	48"L X 25"H X 47"H	ORDER PICKING CART



TOTE BINS

- Stack and nest red tote bins for order picking cart
- Durable, each tote can hold 18 pounds
- Helps hold multiple orders as you pick products

ITEM NO	SIZE	DESCRIPTION
5000640	16"L X 24"W	TOTE, STACK AND NEST, RED
5000653	-	BLACK TOTE DIVIDER



PICKING TOTE CARTS

- Built w/ T-bar extrusions for the shelves
- Maneuvers on (6) casters for ease of movement
- Lifetime warranty against rust and corrosion

ITEM NO	SIZE	DESCRIPTION
99799	60"L X 23"W X 51"H	PICKING TOTE CART
99867	79"L X 20.5"W X 79.25"H	PICKING TOTE CART



ORDER PICKING CART

- All welded steel construction
- Includes (6) tote compartments and one small side compartment
- Maneuvers on (4) swivel polyurethane casters

ITEM NO	SIZE	DESCRIPTION
ST-L-3-DBL-KT	45"L X 28"W X 35"H	ORDER PICKING CART
WHPL-8GY-WH	16"W X 25"L X 8"H	GRAY TOTES



PICK CART

- Aluminum construction
- Can hold 6-8 totes for multiple pick orders
- The lips on top help products stay in place

ITEM NO	SIZE	DESCRIPTION
FTC-2336-PICKCART	45"L X 24"W X 54"H	ALUMINUM PICK CART



DOTCOM SHOPPER CART

- Aluminum or steel options
- Holds up to 10 totes
- Locking casters & built-in bag holder

ITEM NO	SIZE	DESCRIPTION
KNS105GT	43"L X 24.75"W X 41"T	ALUMINUM CONSTRUCTION
KNS105TGT	43"L X 24.75"W X 41"T	STEEL CONSTRUCTION
KNS101TOTE	24"L X 16"W X 12"T	BLUE OR BLACK TOTE



2 TOTE DOLLY

- Removable handle add-on
- Holds up to 10 totes
- Locking casters

ITEM NO	SIZE	DESCRIPTION
KNS101OR	33"L X 22"W X 12"T	40.5" INSTALLED HANDLE HEIGHT
KNS102OR	33"L X 22"W X 40.5"H	REMOVABLE HANDLE FOR DOLLY
KNS101TOTE	24"L X 16"W X 12"T	BLUE OR BLACK TOTE



3 TOTE DOLLY

- Removable handle add-on
- Holds up to 15 totes
- Locking casters

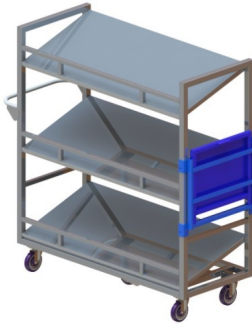
ITEM NO	SIZE	DESCRIPTION
KNS104OR	43"L X 22"W X 12"T	40.5" INSTALLED HANDLE HEIGHT
KNS102OR	33"L X 22"W X 40.5"H	REMOVABLE HANDLE FOR DOLLY
KNS101TOTE	24" L X 16" W X 12" T	BLUE OR BLACK TOTE



DOTCOM ORDER TOTE

- Blue or Black
- Nestable & Stackable
- Molded in handles for easy handling

ITEM NO	SIZE	DESCRIPTION
KNS103TOTE	24" L X 16" W X 12" T	BLUE OR BLACK TOTE
KNS104OR	43" L X 22" W X 12" T	40.5" INSTALLED HANDLE HEIGHT
KNS102OR	33" L X 22" W X 40.5" H	REMOVABLE HANDLE FOR DOLLY
KNS102OR	33" L X 22" W X 12" T	40.5" INSTALLED HANDLE HEIGHT
KNS104OR	43" L X 22" W X 12" T	40.5" INSTALLED HANDLE HEIGHT



ALUMINUM SLANT SHELF PICK CART

- Drop-down platform workstation
- Stop bars on shelves
- Center caster for extra stability & easy

ITEM NO	SIZE	DESCRIPTION
8041410	23"W X 55"L X 60"H	129 LBS
500640	16"L X 24"W	TOTE, STACK AND NEST, RED



3-SHELF UTILITY CART

- Aluminum construction
- Arrives fully assembled
- Two different style handles for push/pull

ITEM NO	SIZE	DESCRIPTION
8041453	20"W X 69"L X 48"H	95 LBS
500640	16"L X 24"W	TOTE, STACK AND NEST, RED



TOTE PICKING CART

- Heavy-duty steel construction
- Directional wheels, lockable
- Includes bumpers

ITEM NO	SIZE	DESCRIPTION
8000791	25"W X 48"L X 45"H	98 LBS
5000640	16"L X 24"W	TOTE, STACK AND NEST, RED



MULTI-PICK CART

- 6-8 tote capacity
- 4 sets of height adjustable brackets
- Includes push handles, storage bin/bag hooks, drop down dolly not included

ITEM NO	SIZE	DESCRIPTION
T.MPC2547-WS-ASSEMBLED	37-1/4"W X 48-3/8"H	ASSEMBLED
T.NXO2415-11.5	24"L X 15"W X 11.5"H	OUTER DIMENSIONS
MPC2547-DB	ADD-ON DROP DOWN DOLLY	2 SWIVEL CASTERS
T.MPC2547-BRKT	EXTRA BRACKETS	SOLD IN PAIRS



KT3 PICK CART

- Swivel caster with brake
- 3 wire shelves
- Push handle, ladder & white board

ITEM NO	SIZE	DESCRIPTION
KT3	51"L X 24"W X 64"H	VERSATILE OPTION
T.NXO2415-11.5	24"L X 15"W X 11.5"H	OUTER DIMENSIONS



KT4 PICK TROLLEY

- Pull-out shelves
- 2 fixed & 2 swivel casters
- Ladder, push handle, fork lift loops & white board

ITEM NO	SIZE	DESCRIPTION
KT4	51.4"L X 31.7"W X 65"H	LOAD CAPACITY 1300 LBS
T.NXO2415-11.5	24"L X 15"W X 11.5"H	OUTER DIMENSIONS



PICK CART TOTE

- Use with Multi-pick, KT3 & KT4 pick carts
- Drain holes for easy cleaning
- Fingertip handles on adjacent sides

ITEM NO	SIZE	DESCRIPTION
T.NX02415-11.5	24"L X 15"W X 11.5"H	OUTER DIMENSIONS



REACH-IN REFRIGERATOR

- Three solid doors & 9 shelves
- R290 hydro carbon refrigerant
- Maintains cabinet temperatures of 33°F to 38°F

ITEM NO	SIZE	DESCRIPTION
T-72-HC	78-1/8"W x 29-1/2"D x 78-3/8"H	3 DOOR REACH-IN REFRIGERATOR
T-49-HC	54-1/8"W x 29-1/2"D x 78-3/8" H	2 DOOR REACH-IN REFRIGERATOR
T-23-HC	27"W x 29-1/2"D x 78-3/8"H	1 DOOR REACH-IN REFRIGERATOR



REACH-IN FREEZER

- Three solid doors & 9 shelves
- R290 hydro carbon refrigerant
- Maintains -10°F. Ideal for both frozen foods & ice cream

ITEM NO	SIZE	DESCRIPTION
T-72F-HC	78-1/8"W x 29-1/2"D x 78-3/8"H	3 DOOR REACH-IN FREEZER
T-49F-HC	54-1/8"W x 29-1/2"D x 78-3/8" H	2 DOOR REACH-IN FREEZER
T-23F-HC	27"W x 29-1/2"D x 78-3/8"H	1 DOOR REACH-IN FREEZER

COLD STORAGE & HOLDING



HEATED HOLDING CABINET

- Insulated aluminum with manual controls
- 85-190 degrees F temperature range
- (18) 12" x 20" or (36) 18" x 26" pan capacity with 3" spacing

ITEM NO	SIZE	DESCRIPTION
HL3-18	70-5/8"H x 31-1/2"D x 26-1/2"W	18 PAN INSULATED HOT HOLDING CABINET
HL3-14	58-5/8"H x 31-1/2"D x 26-1/2"W	14 PAN INSULATED HOT HOLDING CABINET
HL3-8	24-1/4"H x 31-1/2"D x 26-1/2"W	8 PAN INSULATED HOT HOLDING CABINET
HL3-5	31-5/8"H x 31-1/2"D x 26-1/2"W	5 PAN INSULATED HOT HOLDING CABINET



SMART HEATED CABINETS

- No-contact, streamlined pick up
- safety & security for all orders
- Order management & customer notification software that interfaces with POS

ITEM NO	SIZE	DESCRIPTION
PUC-H-16A	71"H x 25-1/2"D x 36-3/8"W	(6) 7"H x 21"D x 20-1/2"W HEATED CUBBIES
PUC-H-13A	36-3/5"H x 25-1/2"D x 36-3/8"W	(3) 7"H x 21"D x 20-1/2"W HEATED CUBBIES



CHROME WIRE SHELVING

- Use for dry applications
- Available in many different sizes
- Kit includes (4) shelves and (4) posts

ITEM NO	SIZE	DESCRIPTION
24367C	24"W X 36"L X 74"H	WIRE SHELVING CHROME
24487C	24"W X 48"L X 74"H	WIRE SHELVING CHROME
24607C	24"W X 60"L X 74"H	WIRE SHELVING CHROME



BLACK WIRE SHELVING

- Use for wet or dry applications
- Available in many different sizes
- Kit includes (4) shelves and (4) posts


ITEM NO	SIZE	DESCRIPTION
24367B	24"W X 36"L X 74"H	BLACK EPOXY WIRE SHELVING
24487B	24"W X 48"L X 74"H	BLACK EPOXY WIRE SHELVING
24607B	24"W X 60"L X 74"H	BLACK EPOXY WIRE SHELVING



GREEN WIRE SHELVING

- Use for wet or dry applications
- Available in many different sizes
- Kit includes (4) shelves and (4) posts

ITEM NO	SIZE	DESCRIPTION
24367G	24"W X 36"L X 74"H	GREEN EPOXY WIRE SHELVING
24487G	24"W X 48"L X 74"H	GREEN EPOXY WIRE SHELVING
24607G	24"W X 60"L X 74"H	GREEN EPOXY WIRE SHELVING



RESERVED PARKING SIGN

- Outdoor use
- No phone #
- Designate parking for curbside order pickup

ITEM NO	SIZE	DESCRIPTION
101409035-SV1	12"W X 18"H	OUTDOOR METAL PARKING STALL SIGN
RF-PB7X60.8-SPC	60" BOLLARD W/BASE WEIGHT & 8" STEEL POST	USE WITH 12" X 18" METAL SIGNS
RF-SBSQ	18"D X 14"H	PORTABLE RUBBER SIGN BASE
RF-MPSQ5	1.75" X 5'	RAW STEEL SIGN POST
RF-SMHWK-S	SIGN MOUNTING HARDWARE (ORDER 2 PER SIGN)	(2) FULL THREAD BOLTS, (4) WASHERS, & (2) NYLON LOCK NUTS



RESERVED PARKING SIGN

- Outdoor use
- Customize with phone #
- Designate parking for curbside order pickup

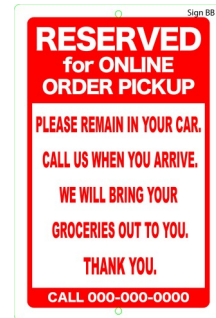
ITEM NO	SIZE	DESCRIPTION
101409035-SV2	12"W X 18"H	OUTDOOR METAL PARKING STALL SIGN
RF-PB7X60.8-SPC	60" BOLLARD W/BASE WEIGHT & 8" STEEL POST	USE WITH 12" X 18" METAL SIGNS
RF-SBSQ	18"D X 14"H	PORTABLE RUBBER SIGN BASE
RF-MPSQ5	1.75" X 5'	RAW STEEL SIGN POST
RF-SMHWK-S	SIGN MOUNTING HARDWARE (ORDER 2 PER SIGN)	(2) FULL THREAD BOLTS, (4) WASHERS, & (2) NYLON LOCK NUTS



10 MIN PARKING SIGN

- Outdoor use
- Customize with logo & phone #
- Designate parking for online order pickup

ITEM NO	SIZE	DESCRIPTION
101409035-SV3	12"W X 18"H	OUTDOOR METAL PARKING STALL SIGN
RF-PB7X60.8-SPC	60" BOLLARD W/BASE WEIGHT & 8" STEEL POST	USE WITH 12" X 18" METAL SIGNS
RF-SBSQ	18"D X 14"H	PORTABLE RUBBER SIGN BASE
RF-MPSQ5	1.75" X 5'	RAW STEEL SIGN POST
RF-SMHWK-S	SIGN MOUNTING HARDWARE (ORDER 2 PER SIGN)	(2) FULL THREAD BOLTS, (4) WASHERS, & (2) NYLON LOCK NUTS



ONLINE ORDER PARKING SIGN

- Outdoor use
- Customize with phone #
- Designate parking for online order pickup

ITEM NO	SIZE	DESCRIPTION
101409035-SV4	12"W X 18"H	OUTDOOR METAL PARKING STALL SIGN
RF-PB7X60.8-SPC	60" BOLLARD W/BASE WEIGHT & 8" STEEL POST	USE WITH 12" X 18" METAL SIGNS
RF-SBSQ	18"D X 14"H	PORTABLE RUBBER SIGN BASE
RF-MPSQ5	1.75" X 5'	RAW STEEL SIGN POST
RF-SMHWK-S	SIGN MOUNTING HARDWARE (ORDER 2 PER SIGN)	(2) FULL THREAD BOLTS, (4) WASHERS, & (2) NYLON LOCK NUTS



RESERVED PARKING SIGN

- Outdoor use
- No phone #
- Designate parking for online order pickup

ITEM NO	SIZE	DESCRIPTION
RESPARK-RTS	12"W X 18"H	OUTDOOR METAL PARKING STALL SIGN
RF-PB7X60.8-SPC	60" BOLLARD W/BASE WEIGHT & 8" STEEL POST	USE WITH 12" X 18" METAL SIGNS
RF-SBSQ	18"D X 14"H	PORTABLE RUBBER SIGN BASE
RF-MPSQ5	1.75" X 5'	RAW STEEL SIGN POST
RF-SMHWK-S	SIGN MOUNTING HARDWARE (ORDER 2 PER SIGN)	(2) FULL THREAD BOLTS, (4) WASHERS, & (2) NYLON LOCK NUTS



PARKING STALL SIGN SYSTEM

- Outdoor use
- Components sold separately
- Portable rubber base, 5' steel sign post & mounting hardware

ITEM NO	SIZE	DESCRIPTION
RF-SBSQ	18"D X 14"H	PORTABLE RUBBER SIGN BASE
RF-MPSQ5	1.75" X 5'	RAW STEEL SIGN POST
RF-SBWT	ADDED BASE WEIGHT FOR RF-SB SQ (INCLUDES HARDWARE)	BASE WEIGHT
RF-SMHWK-S	SIGN MOUNTING HARDWARE (ORDER 2 PER SIGN)	(2) FULL THREAD BOLTS, (4) WASHERS, & (2) NYLON LOCK NUTS



PARKING STALL BOLLARD SYSTEM

- Outdoor use
- 60"h yellow bollard w/rubber base (sold separately)
- Includes 8' sign post, signs sold separately

ITEM NO	SIZE	DESCRIPTION
RF-PB7X60.8-SPC	60" BOLLARD W/8" STEEL POST	USE WITH 12" X 18" METAL SIGNS
RF-SBSQ	18"D X 14"H	SIGN BASE
RF-SBWT	ADDED BASE WEIGHT FOR RF-SB SQ (INCLUDES HARDWARE)	BASE WEIGHT
RF-SMHWK-S	SIGN MOUNTING HARDWARE (ORDER 2 PER SIGN)	(2) FULL THREAD BOLTS, (4) WASHERS, & (2) NYLON LOCK NUTS



BETTER FOOD. BETTER FUTURE.

EQUIPMENT SERVICES

**11840 Valley View Road
Eden Prairie, MN 55344**